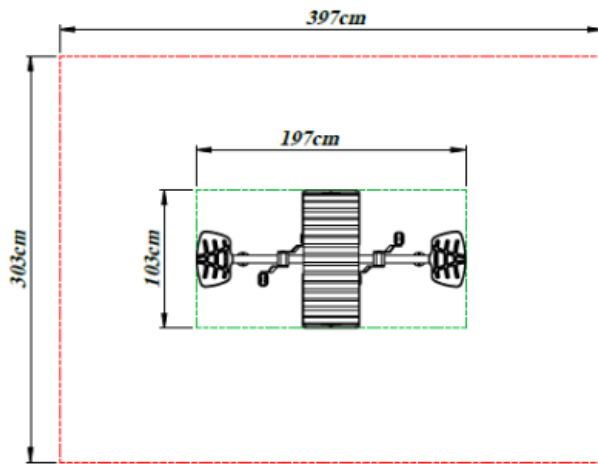
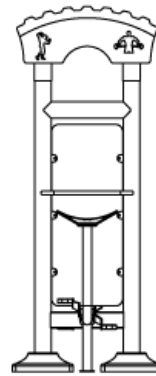
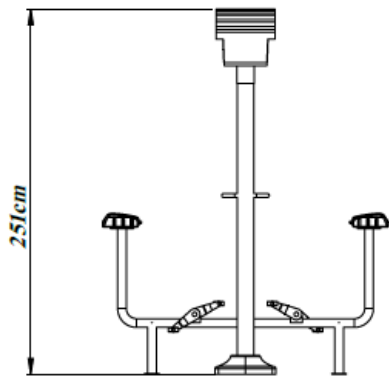


## **PB-04            Dual Bike with Signage**

- The double bicycle with signage consists of two stations that can be used by one person or two people.
- Designed to be suitable for use to growth and stretch the leg November muscles.
- Carrier pipes are manufactured from pipes with a diameter of at least Ø 114 mm and a wall thickness of 2.5-3 mm.
- The Ø114 SDM pipe will be used at 4 points, where the apparatus to be used in connecting the main carriers and mounting the panel will be welded.
- Digital printing is made on 2 mm thick dkp sheet material on the panel, which will be mounted on a minimum 4 mm apparatus on the main carrier.
- The moving parts connected to the main body are manufactured with a wall thickness of at least Ø 60 mm and 2.5-3 mm and in one piece with a special twist.
- The main body flashes are manufactured by laser cutting from ST37 sheet with a thickness of 8 mm and a size of 280x280 mm and 4 pieces of flag sheet are welded in order to increase the flange strength.
- Anchor closure, which measures Ø114 mm in accordance with the design in such a way as to fully grasp the carrier pipes.
- Anchor covers are produced from polyethylene plastic material by LLDPE (Linear Low Density Polyethylene) injection method.
- It is designed to be resistant to UV lights and not to harm the user.
- It is manufactured as a double wall and its installation is provided with a screwing system.
- Handle pipes are designed with Ø 32 mm specially bent pipes.
- The seats are mounted on Ø 60 mm pipes.
- It is produced in a way that allows it to be used in seating areas.
- The seat is manufactured from polyethylene plastic material by LLDPE (Linear Low Density Polyethylene) injection method.
- The movable assembly of the bicycle pedal is fixed with a tapered clamping bearing.
- Bicycle pedals are manufactured with two pieces of injection polyethylene material and the movable part with bearings.
- Fitness roof is produced from polyethylene plastic material by rotation method.
- The upper part is designed serrated to prevent rain, snow, etc. from puddles of water.
- It is mounted to the main body with protrusions located at the base.

- There are no sharp edges and corners that will harm the user.



<b>Dimensions</b>	Width	103 cm
	Length	197 cm
	Height	251 cm