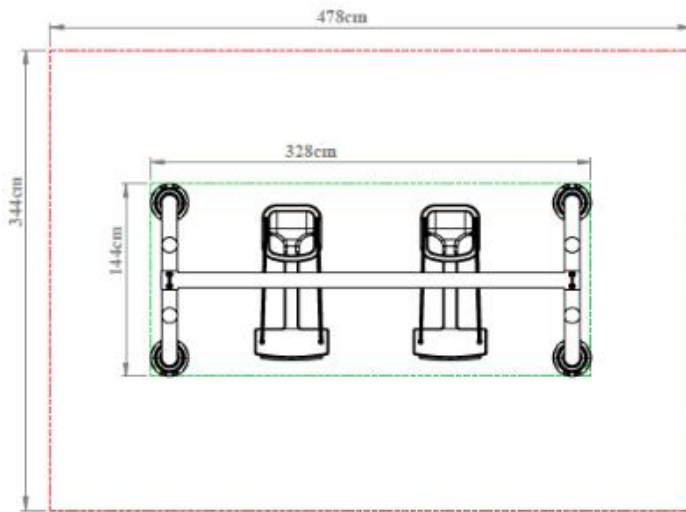
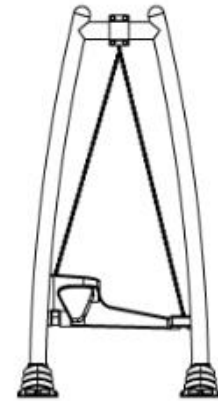
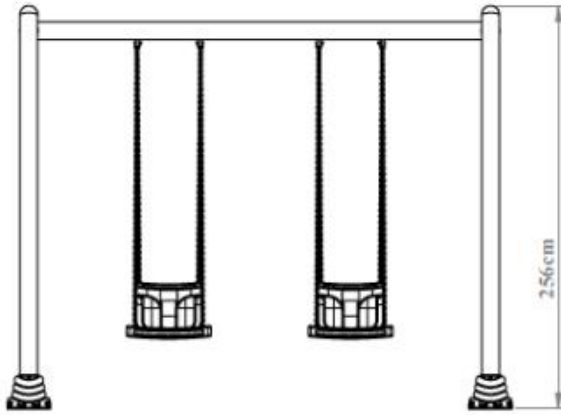


## PC-18

## Curved Swing For Parent And Child

- Inclined SDM pipes with a diameter of 114 mm are connected with doetail metal clamps with a wall thickness of at least 3 mm.
- The open parts of the 114 mm diameter SDM pipes are detailed to prevent rusting caused by water and moisture, shaped with hemispherical injection molds, closed and riveted with self-colored plastic plugs.
- In order to close the open-ended pipes; anchor covers made of double-walled self-colored polyethylene plastic material LLDPE (Linear Low Density Polyethylene) are used.
- Curved parent swing; 4 pieces of minimum 2.5 m 114 mm pillars pipes, 1 piece of 3 m 114 mm middle pipe and 2 pieces of protected polyethylene seat products are used.
- The seat is made of LLDPE (Linear Low Density Polyethylene) self-colored polyethylene plastic material suitable for use by mother and child at the same time.
- Guardrail and seat are designed and manufactured as one piece.
- The chain channels through which the chain must pass are manufactured ready to use on the product.
- The swing chains are at least 6 mm thickness and coated with galvanized 25 micron hot-dip.
- The chains are connected in a double row on the polyethylene protected seat.
- The chains are connected by chain locks to the bearing wedges, which are welded together on the swing carrier.
- In order to prevent the chain locks from being easily removed, the bolt is manufactured with an allen head and galvanized coated for corrosion resistance.
- The length of the main chain is 175 cm long, and a 6 mm caliber dipped chain is used.
- The chain channels through which the chain must pass are manufactured ready to use on the product.
- Double Swing chains are manufactured in such a way as to prevent finger jamming of small children and babies.
- The distance between the bottom of the polyethylene swing seat and the ground is a maximum of 40 cm.



<b>Dimensions</b>	Side Pipe Length	256 cm
	Horizontal Pipe Length	328 cm
	Swing Seat Width	55 cm
	Swing Seat Length	35 cm
	Swing Seat Depth	115 cm
	Chain Length	175 cm
	Chain Thickness	6 mm