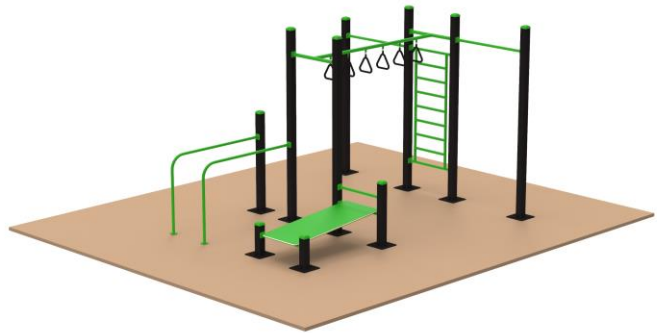
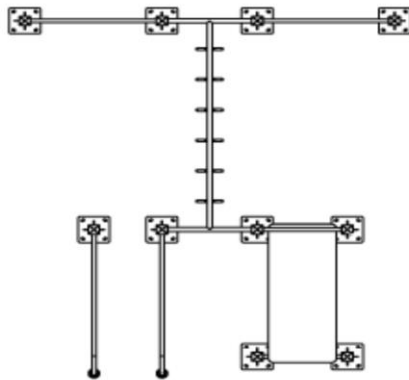
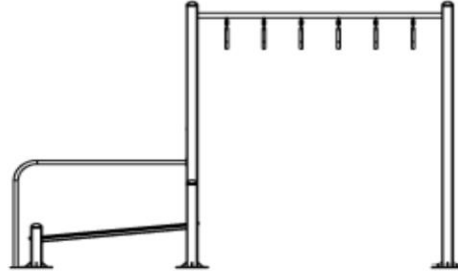
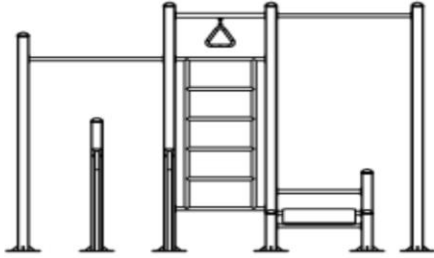


PW-13



Electro Static Paint

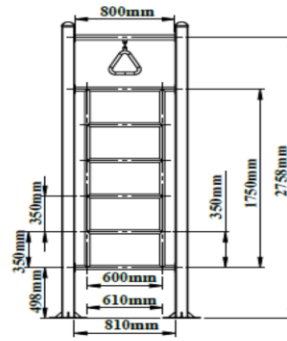
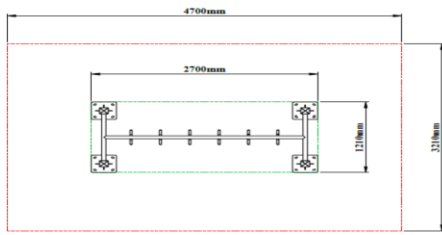
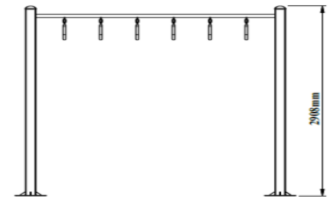
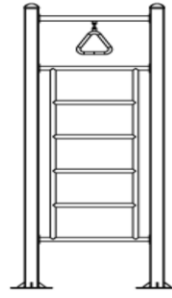
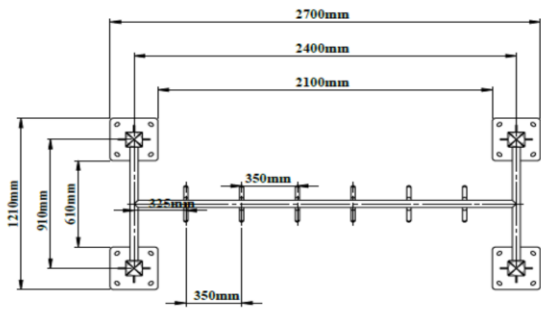
- After all metal parts are manufactured, they are immersed in an iron phosphate bath with 1% concentration at 50 degrees for 15 minutes after rinsing in the dust and degreasing bath with 5% concentration at 70 degrees for 10 minutes.
- Afterward, they are rinsed with clean water again and carried out drying processes.
- Before the static paint process, sanding is applied in a way to prevent rusting, which may be caused by dust and particles that can settle on the metal parts as a result of air circulation during the drying phase during the resting period.
- After this stage, the material is covered with polyester-based powder paint with a thickness of 60-80 microns, which prevents heating (color fading) in the sun, and then it is heated in an oven at a temperature of at least 200-220 degrees for 10 minutes, and the painting process is completed.

Sandblasting Method

- In order for the sandblasting process to occur as desired, specially made steel grids between S – 330 and S – 660 are cleaned by punctuating every part of the products suspended inside the machine by means of a special pressurized technological machine by means of a Deceleration method. In order to ensure complete cleanliness, the products are placed in the suspension system in such a way that each point is sandblasted. The speed of the hanger system should be adjusted from 3 cycles / minute to 10 cycles / minute and the hanger rotates 360 degrees to ensure sandblasting.
- The granules to be used in sandblasting are round. Other angular granules increase the deformation of the product rather than taking the layer on the product, and will reduce the metal specification of the product. Angular grit material will not be used. Steel round granules, which are the sand type with the least dusting and the best sandblasting power used in sandblasting, should be used according to the thickness of the material. Thick granules used in a metal material that is thin will reduce the service life of the material. In order for the micron points left by the pressure effect of the granules used to be at the desired level, the granules must be renewed frequently.
- If it is not renewed, the oil remaining on the product during painting will come

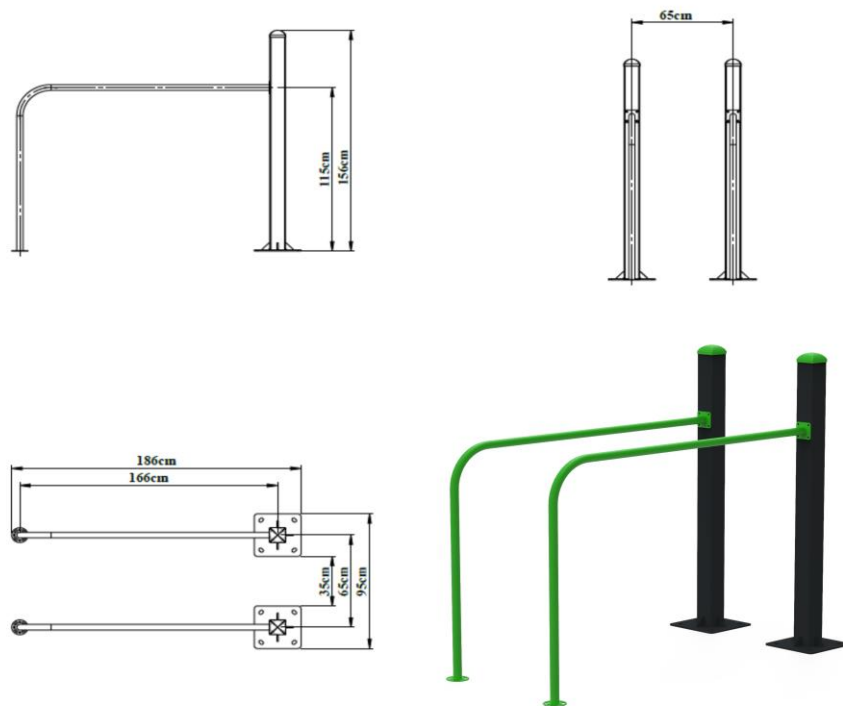
to the surface due to the fact that the oil, dirt and rust removal process will not be complete, as the granules will shrink with the impact of pressure. In this case, it will affect the paint is not good. After the sandblasting process is completed, the metal materials are directed to the dust removal boilers. Here, the products are washed and made ready for electrostatic powder coating.

- Fitness equipment; fitness equipment is designed to work the muscles of the back, abdomen, shoulders, arms, wrists in the form of climbing and walking using the muscles of the hands.
- Carrier pipes are made of 100x100x3 mm profile.
- The upper part of the carrier main body is closed with a pipe cover made of plastic material.
- The carrier pipes are fixed to the floor with a square flange of 300x300x8.
- Side climbing; It consists of steps with the use of Ø 40 mm SDM pipes between two carrier pipes.
- Commando climbing is manufactured by assembling 6 specially bent triangular pipes from Ø 27 pipes and intermediate apparatus on Ø 50 mm SDM horizontal pipe with a minimum wall thickness of 2.5-3 mm.
- After the clamp connection is made, there are no protrusions or sharp corners that may cause injury anywhere.
- All metal parts are painted with electro static paint.
- Sandblasting method was applied to metals.



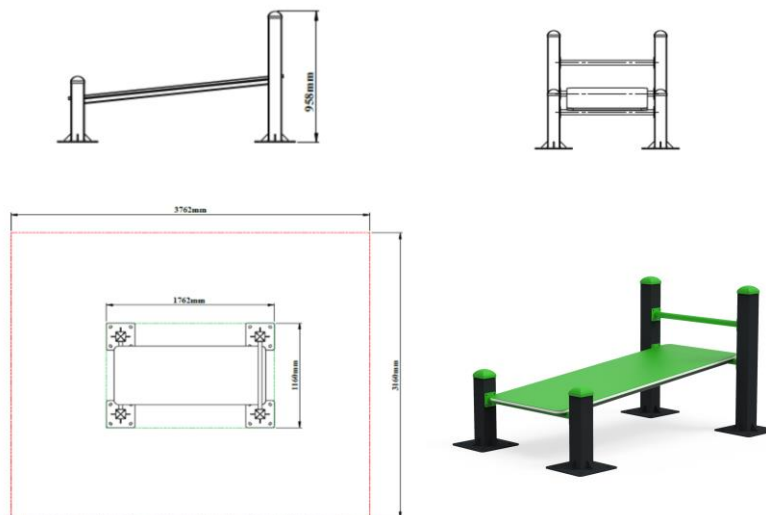
Dimensions	Width	121 cm
	Length	270 cm
	Height	290 cm

- Fitness equipment is designed to work the muscles of the abdomen, arms, wrists and legs.
- Carrier pipes are made of 100x100x3 mm profile.
- The upper part of the carrier main body is closed with a pipe cover made of plastic material.
- The carrier pipes are fixed to the floor with a square flange of 300x300x8 mm.
- Fitness equipment is produced by mounting SDM pipes with a wall thickness of $\text{Ø } 51 \text{ mm}$ of 4 mm to the carrier pipes in a way that is suitable for its purpose.
- Intermediate pipes are mounted on the floor with a $\text{Ø } 106$ flange.
- All metal parts are painted with electro static paint.
- Sandblasting method was applied.



Dimensions	Width	95 cm
	Length	186 cm
	Height	156

- Fitness equipment; It is designed to work the muscles of the back, abdomen, shoulders, arms and wrists.
- Carrier pipes are designed from a profile of 100x100x3 mm.
- The upper part of the carrier main body is closed with a pipe cover made of plastic material.
- The carrier pipes are fixed to the floor with a square flange of 300x300x8 mm.
- The Ø 40 mm SDM pipe with a minimum wall thickness of 2.5-3 mm is used between the two carrier pipes.
- HDPE panel is mounted on the platform between two pipes in accordance with its purpose.
- HDPE board; minimum 19 mm HDPE (high density polyethylene) material is obtained by cutting in CNC router machine in accordance with the desired concept.
- The parts cut on router machines are milled and softened so as not to leave any burrs or sharp corners.
- It does not have any sharp corners, edges and structures that will cause damage.
- All metal parts are painted with electro static paint.
- Sandblasting method was used.



Dimensions	Width	116 cm
	Lenght	176 cm
	Height	95 cm